



GEM[®]

Global Electric Motorcars by **POLARIS**

GEM Electric Vehicles

➤ *2011 Full Line*



the electric choice for
Greener Driving...





top speed
25 mph

roads where vehicle can be driven
35 mph or less*

driving range
30-40 miles**

how to recharge vehicle
110-volt outlet

time to fully recharge vehicle
6-8 hours

*In most states; subject to state-specific regulations.
**Range varies by model. Range will vary depending on temperature, grade, payload, and driving style.

With their automotive design and superior durability, GEM electric vehicles provide exceptional performance for all those short-distance drives. Featuring proven battery technology, GEM vehicles are 100% electric and offer zero tailpipe emissions.

Costing about two cents per mile to operate, each of the six GEM models is a cost-effective and energy-efficient way to haul equipment, transport people, or even drive around the neighborhood. And with the most options and accessories in the low-speed vehicle industry, you can even customize your GEM vehicle to meet your driving needs!

Come experience the innovation and sophistication that makes the GEM vehicle line truly unique. Test drive a 2011 GEM electric vehicle today and discover the power of electric driving.

...it can only be a
GEM battery-electric vehicle.



the only car you can drive
Pedal to the Metal

Never Get a Speeding Ticket

GEM electric vehicles, classified as low-speed vehicles, comply with the Federal Motor Vehicle Safety Standard (FMVSS) 500 and are showing up more and more around campuses, work sites, and even around the neighborhood. How many have you seen in your area recently? Probably quite a few as GEM vehicles are street-legal in nearly all 50 states on most public roads posted at 35 mph or less.

Just imagine...being able to use your GEM vehicle for practically everything you use a conventional gasoline-vehicle for. With a range of up to 30 to 40 miles* on a charge, GEM vehicles are the perfect mode of transportation for all of your short-distance drives. And with a top speed of 25 mph, it's the car you may never get a speeding ticket with!



Save Money and the Environment

GEM vehicles are 100% battery-electric and emit zero-tailpipe emissions. Because they're electric, no gasoline or oil changes are needed! Just plug into a 110-volt outlet to recharge and in six to eight hours you're back on the road.

GEM vehicles cost around two cents per mile to operate and have the cost of ownership of just one-third that of a comparable gasoline-powered vehicle. This means, for about \$1.00 of electricity, you can drive 50 miles! GEM vehicles may also qualify for tax credits and other financial incentives, saving you even more money. Check with your federal, state, and local governments for specific details. Now you can save money and help save the environment - all by driving a GEM electric vehicle.




Where Passion Meets Performance

What makes GEM electric vehicles stand out among other low-speed vehicles in the industry is the fact that they were thoroughly tested at automotive proving grounds by top automotive engineers. GEM vehicles can endure some of the toughest conditions along your daily drive. Built with automotive-designed components, the GEM vehicle's quality and durability are second to none and provide you with the performance you need.

Both passenger and utility GEM models meet all federal safety standards for low-speed vehicles and are equipped with automotive safety windshield glass, three-point safety belts, turn signals, headlamps and brake lights, horn, mirrors, and windshield wipers. All that's needed is a driver!

the car that puts the
“Fun” in *Functional*



Customize Your Capability

When asked to describe the GEM electric vehicle in one word, most GEM owners immediately say “fun.” And who could blame them...it’s fun to drive a 100% electric GEM vehicle to haul equipment, transport people, or to even drive around town. But more importantly, it’s fun to drive a vehicle that has so many capabilities.

Choose from the wide variety of options and accessories to customize a GEM vehicle that works for you! You can even up fit your vehicle to look like an ambulance or police car. And with the GEM car’s minivan driving height, quick acceleration, and easy maneuverability, you’ll get those tasks or errands done before you even realize it. So why not say that the GEM electric vehicle is not only fun, but also *functional*?

GEM e2

The GEM e2 two-passenger sedan is the perfect commuter vehicle and can be driven on work campuses or around the neighborhood. Its mini-van driving height provides maximum visibility and offers the features you need most for a comfortable driving experience. For those golfing excursions, the new 12" turf tires and LinksBack™ can even be added!

"The GEM car is a great way to move from building to building - easy transportation, low cost. I travel from meeting to meeting all over town. Using a GEM car is about the best way to get there."

*- D. Saylor
City of Davis*

Explore new destinations

Curb Weight.....1,140 lbs
GVW.....1,850 lbs
Payload Capacity.....710 lbs
Length.....99"
Height.....70"
Width.....55"
Wheelbase.....72"
Cubic Feet of Cab.....47 ft³
Turning Radius.....12 ft
Tires (Street-rated).....12-inch
Range.....Up to 35 miles







“My GEM car is small, convenient, and easy. It’s no different than actually having a car. It allows me to be responsible to the environment because I’m not utilizing fossil fuels.”

*- T. Campbell
Lawrence Berkeley National Lab*

GEM e4

The GEM e4 four-passenger coupe is the vehicle for work or play. It comes with many standard features - even a large sunroof! Haul equipment with the new 34" x 48" short bed package or choose one of the interchangeable cargo carriers such as the TrunkBack™, LinksBack™, or Clip-In StakeBack™. Talk about versatility!

Expand your capabilities

Curb Weight.....	1,290 lbs
GVW.....	2,200 lbs
Payload Capacity.....	910 lbs
Length.....	128"
Height.....	70"
Width.....	55"
Wheelbase.....	102"
Cubic Feet of Cab.....	78 ft ³
Turning Radius.....	16 ft
Tires (Street-rated).....	12-inch
Range.....	Up to 30 miles

GEM e6[®]


The GEM e6[®] features seating for six and offers many premium standard options including a sunroof, maintenance-free gel batteries and a 7.0 hp motor - all ideal for shuttling people on college or corporate campuses or even transporting your family! Its get-in-and-go design and curved architecture protects passengers from the elements without completely closing them in.

"We use our fleet of GEM cars all over campus. It costs a couple of dollars a week to charge each of our GEM cars and they require much less routine maintenance than their gas-powered counterparts."

*- L. Lane
UNC Charlotte*

Experience the extraordinary

Curb Weight.....1,620 lbs
GVW.....3,000 lbs
Payload Capacity.....1,380 lbs
Length.....162"
Height.....71"
Width.....55"
Wheelbase.....133"
Cubic Feet of Cab.....109 ft³
Turning Radius.....19.5 ft
Tires (Street-rated).....13-inch
Range.....Up to 30 miles







“Driving an eco-friendly car is very important to the City of Davis and people are very conscience about the carbon foot print. We love our GEM car!”

*- R. Asmundson
City of Davis*



GEM eS

The GEM eS short bed utility vehicle can be equipped with a variety of different options and accessories. You can even special order a new right hand drive vehicle with a Light Bar and PA System - perfect for your police and security endeavors. Don't need a security vehicle? Get a left hand drive version with a 34" x 48" flat bed and 330 pound cargo capacity to haul your equipment!

Discover endless possibilities

Curb Weight.....	1,170 lbs
GVW.....	1,850 lbs
Payload Capacity.....	680 lbs
Length.....	108"
Height.....	70"
Width.....	55"
Wheelbase.....	72"
Cubic Feet of Cab.....	47 ft ³
Turning Radius.....	12 ft
Tires (Street-rated).....	12-inch
Flat Bed.....	34" x 48"
Range.....	Up to 35 miles

GEM eL

The GEM eL long bed utility vehicle features a 70" x 48" flat bed with a 700 lb cargo capacity. Offering great maneuverability and versatility, the GEM eL can be driven indoors, outdoors, or in tunnel systems. It even performs in cold and warm climates. Add a heater/defogger or heated seats for cooler climates or add a dash-mounted fan for those warmer days.

Complete
virtually any task

Curb Weight.....1,255 lbs
GVW.....2,300 lbs
Payload Capacity.....1,045 lbs
Length.....144"
Height.....70"
Width..... 55"
Wheelbase.....114"
Cubic Feet of Cab..... 47 ft³
Turning Radius.....17.5 ft
Tires (Street-rated).....12-inch
Flat Bed.....70" x 48"
Range.....Up to 30 miles

"We have hundreds of GEM cars that we use from state to state. They are cost-effective, economical, and customer-friendly as well."

*- S. Palencia
PC International*








“We haul all kinds of equipment and supplies in our GEM cars. The long bed provides us that utility nature we need to move materials all over the place. It’s a no-brainer.”

*- B. Bullis
University of California, Davis*



GEM eL XD

The GEM eL XD extra-duty, long bed utility vehicle has superior functionality and a payload capacity of 1,450 pounds! For increased performance, the GEM eL XD comes equipped with a standard 7.0 hp motor and nine 8-volt maintenance-free gel batteries providing an extended range, getting the job done efficiently and cost-effectively every time.

Gain
an advantage

Curb Weight.....	1,550 lbs
GVW.....	3,000 lbs
Payload Capacity.....	1,450 lbs
Length.....	144"
Height.....	71"
Width.....	55"
Wheelbase.....	114"
Cubic Feet of Cab.....	47 ft ³
Turning Radius.....	17.5 ft
Tires (Street-rated).....	13-inch
Flat Bed.....	70" x 48"
Range.....	Up to 40 miles

2011 GEM Passenger Vehicles

GEM e2



Standard Features

- Six 12-volt flooded electrolyte batteries
- 72-volt battery system with onboard charger

Curb Weight	1,140 lbs
GVW	1,850 lbs
Payload Capacity*	710 lbs
Length.....	99"
Height.....	70"
Width.....	55"
Wheelbase.....	72"
Cubic Feet of Cab.....	47 ft ³
Turning Radius	12 ft
Tires (Street-rated)	12-inch
Range**	Up to 35 miles
Top Speed	25 mph

GEM e4



Standard Features

- Six 12-volt flooded electrolyte batteries
- 72-volt battery system with onboard charger
- Sunroof

Curb Weight	1,290 lbs
GVW	2,200 lbs
Payload Capacity*	910 lbs
Length.....	128"
Height.....	70"
Width.....	55"
Wheelbase.....	102"
Cubic Feet of Cab.....	78 ft ³
Turning Radius	16 ft
Tires (Street-rated)	12-inch
Range**	Up to 30 miles
Top Speed	25 mph

GEM e6[®]



Standard Features

- Six 12-volt maintenance-free gel batteries
- 72-volt battery system with onboard charger
- Sunroof
- 7.0 hp performance package
- Grab handles
- Mud flaps
- Scuff guards

Curb Weight	1,620 lbs
GVW	3,000 lbs
Payload Capacity*	1,380 lbs
Length.....	162"
Height.....	71"
Width.....	55"
Wheelbase.....	133"
Cubic Feet of Cab.....	109 ft ³
Turning Radius	19.5 ft
Tires (Street-rated)	13-inch
Range**	Up to 30 miles
Top Speed	25 mph

2011 GEM Utility Vehicles

GEM eS



Standard Features

- Six 12-volt flooded electrolyte batteries
- 34" x 48" flat bed with a 330 lb cargo capacity
- 72-volt battery system with onboard charger

Curb Weight	1,170 lbs
GVW	1,850 lbs
Payload Capacity*	680 lbs
Length.....	108"
Height	70"
Width.....	55"
Wheelbase.....	72"
Cubic Feet of Cab.....	47 ft ³
Turning Radius	12 ft
Tires (Street-rated)	12-inch
Range**	Up to 35 miles
Top Speed	25 mph

GEM eL



Standard Features

- Six 12-volt flooded electrolyte batteries
- 70" x 48" flat bed with a 700 lb cargo capacity
- 72-volt battery system with onboard charger

Curb Weight	1,255 lbs
GVW	2,300 lbs
Payload Capacity*	1,045 lbs
Length.....	144"
Height	70"
Width.....	55"
Wheelbase.....	114"
Cubic Feet of Cab.....	47 ft ³
Turning Radius	17.5 ft
Tires (Street-rated)	12-inch
Range**	Up to 30 miles
Top Speed	25 mph

GEM eL XD



Standard Features

- Nine 8-volt maintenance-free gel batteries
- 70" x 48" flat bed with a 1,100 lb cargo capacity
- 72-volt battery system with onboard charger
- 7.0 hp performance package

Curb Weight	1,550 lbs
GVW	3,000 lbs
Payload Capacity*	1,450 lbs
Length.....	144"
Height	71"
Width.....	55"
Wheelbase.....	114"
Cubic Feet of Cab.....	47 ft ³
Turning Radius	17.5 ft
Tires (Street-rated)	13-inch
Range**	Up to 40 miles
Top Speed	25 mph

*Options + Passengers + Cargo

**Range will vary depending on temperature, grade, payload, and driving style.

2011 GEM Specifications

Safety

- Automotive, three point safety belts.
- 12-inch or 13-inch* street-rated tires.
- Quartz-halogen headlamps with a 20-second safety delay after vehicle is turned off, front and rear turn signals, high-mount rear brake and taillights.
- Laminated, tinted automotive safety windshield glass with windshield wiper.
- Structural composite and thermoplastic body panels.
- Dual upper hand grips (optional) and lower seat rails.
- Rear and side reflectors.
- Rearview and dual exterior mirrors.

*GEM e6 and GEM eL XD models only.

Design

- The GEM e2, GEM eS, GEM eL and GEM eL XD seat two with bench-style seating using molded-foam cushions covered by marine grade UV-stable vinyl coverings. The GEM e4 seats four with front bucket seats and a rear bench seat. The GEM e6 seats six with front and middle-row bucket seats and a rear bench seat.
- Parking brake, front-wheel disc brakes, and rear-wheel hydraulic drum brakes.
- Dual A-arm front independent suspension with coil over shock.
- Automotive rack-and-pinion steering.
- Welded aluminum space-frame using custom aluminum-alloy extrusions.

Technology

- Heavy-duty DC motor with continuous 5 or 7* horsepower rating and 21 horsepower peak during acceleration and hill climbing.
- Front-wheel drive with speed reducer and integral differential.
- Solid-state custom motor controller with under and over voltage detector, regenerative braking, motor thermal protection and top speed regulation.
- Six 12-volt flooded electrolyte batteries are standard on the GEM e2, GEM e4, GEM eS and the GEM eL. Six 12-volt maintenance-free gel batteries are standard on the GEM e6 and nine 8-volt maintenance-free gel batteries are standard on the GEM eL XD.
- Onboard 1 kW battery charger that plugs into a 110-volt AC 15-amp outlet.



New Standard Feature for 2011



Energy Monitoring System

Records the energy the GEM vehicle uses while charging. By using the trip switch, the total amount of energy in kilo-Watt-hours (kWh) that the GEM vehicle has removed from the grid is shown on the digital LCD screen.

New Options for 2011



12" Turf Tires

Available in chrome finish or polished aluminum, the 12" turf tires are rated for driving "on" and "off" road and feature the same durability as the standard 12" street-rated tires.




Right Hand Drive Package

Offers the same mini-van driving height, spacious cab, and safety features as the left hand drive GEM vehicle. The right hand drive GEM vehicle can be used for security patrol, to deliver mail, or for many other business services.



Short Bed Package

Features a 34" x 48" heavy-duty flat bed cargo carrier that has a cargo capacity of 330 pounds. Add the short bed package to any GEM e4 or GEM e6 to easily transport people and haul equipment.



Utility Tie Downs

Made with 7-gauge steel, the utility tie downs are designed to allow all types of cargo to easily be secured in the short or long bed of any of the GEM utility vehicles. The eyelet opening of the utility tie downs is 0.75" x 1.5" to provide ease of installation and removal of straps.

Options and Accessories



Accessory Outlet



Audio System



Dash-Mounted Fan



Deluxe Steering Wheel



Embroidered Floor Mats



Grab Handles



Heater/Defogger



PA System



Scuff Guards



Steering Wheel Lock



Two-Toned Seats



Valet Bar

	e2	e4	e6	eS	eL	eLXD
INTERIOR						
Accessory Outlet	•	•	•	•	•	•
Audio System	•	•	•	•	•	•
Dash-Mounted Fan	•	•	•	•	•	•
Day/Night Mirror	•	•	•	•	•	•
Deluxe Steering Wheel	•	•	•	•	•	•
Dome Light	•	•	•	•	•	•
Embroidered Floor Mats	•	•	•	•	•	•
Grab Handles	•	•	std	•	•	•
Heated Seats	•	•		•	•	•
Heater/Defogger	•	•	•	•	•	•
PA System	•	•	•	•	•	•
Scorecard Holder	•	•	•	•	•	•
Scuff Guards	•	•	std	•	•	•
Steering Wheel Lock	•	•	•	•	•	•
Tilt Steering Wheel	•	•	•	•	•	•
Two-Toned Seats	•	•	•	•	•	•
Valet Bar		•	•			

.....
 For pictures, pricing, or more information on the available options and accessories for the 2011 GEM line of vehicles, visit our web site at gemcar.com.

Options and Accessories

	e2	e4	e6	eS	eL	eLXD
EXTERIOR						
Beacon Light	•	•	•	•	•	•
Chrome Bumper	•	•	•	•	•	•
Hazard Lights	•	•	•	•	•	•
High-Low Beam Headlamps	•	•	•	•	•	•
LED Light Bar*	•	•	•	•	•	•
Mud Flaps	•	•	std	•	•	•
Rear Window Insert	•	•	•	•	•	•
Rugged Bumper	•	•	•	•	•	•
Security Graphics Kit	•	•	•	•	•	•
Security Light Bar**	•	•	•	•	•	•
Windshield Washer Kit	•	•	•	•	•	•
BATTERIES						
Nine 8-Volt Gel Batteries			•			std
Six 12-Volt Gel Batteries	•	•	std	•	•	
ACCESSORIES						
Bedcover***		•	•	•	•	•
Car Cover	•	•	•	•	•	•
Charging Cordset	•	•	•	•	•	•

*Available in amber, blue, red, or blue/red.
 **Available in amber, blue, or red.
 ***Available on the GEM e4 and GEM e6 with the Short Bed Package.




Beacon Light



Chrome Bumper



High-Low Beam Headlamps



LED Light Bar*



Mud Flaps



Rear Window Insert



Rugged Bumper



Security Graphics Kit



Security Light Bar**



Gel Batteries



Bed Cover***



Car Cover

.....
 After market options and accessories are also available for the GEM line of vehicles through NEV Service. Visit nevservice.biz for details.

Options and Accessories



Clip-In StakeBack™



Enclosed Cargo Carrier*



Ladder Rack



LinksBack™



StakeBack™ Fold Down



StakeBack™ Kit*



TrunkBack™



Utility Tie Downs*



Hard Doors with Trim



Framed Canvas Doors**



Soft Canvas Doors**

e2 e4 e6 eS eL eLXD

CARRIERS

Clip-In StakeBack™	•	•	•			
Enclosed Cargo Carrier*		•	•	•		
Ladder Rack					•	•
LinksBack™	•	•				
StakeBack™ - Fold Down					•	•
StakeBack™*		•	•	•	•	•
TrunkBack™	•	•	•			
Utility Tie Downs*		•	•	•	•	•

DOORS

Hard Doors with Trim	•	•		•	•	•
Framed Canvas Doors**	•	•	•	•	•	•
Soft Canvas Doors**	•	•	•	•	•	•

PACKAGES

7.0 HP Performance Package	•	•	std	•	•	std
Convenience Package	•	•		•	•	•
Deluxe Exterior Package	•	•	•	•	•	•
Luxury Package		•	•		•	•
Right Hand Drive Package	•	•		•	•	•
Short Bed Package		•	•	std		
Utility Package					•	•

*Available on the GEM e4 and GEM e6 with the Short Bed Package.

**Available in black, blue, gray, or green.

Package Details

7.0 HP Performance Package - 7.0 horsepower motor, scoops, heat sink, and chrome emblems.

Convenience Package - Accessory outlet, grab handles, mud flaps, and scuff guards.

Deluxe Exterior Package - Chrome hood decals, chrome license plate lamp, and chrome high-low beam light bezels.

Luxury Package - All options in the Convenience and Deluxe Exterior Packages, the 14" polished aluminum wheels, day/night mirror, dome light, front chrome bumper, and tilt steering wheel.

Right Hand Drive Package - Right hand drive steering wheel, instrument pod, and pedals.

Short Bed Package - 34" x 48" flat bed that features a 330 lb cargo carrying capacity.

Utility Package - All options in the Convenience Package, Fold-Down StakeBack™ and the front rugged bumper.


Options and Accessories


e2 e4 e6 eS eL eLXD

FAST CHARGE ACCESSORIES

Fast Charger Pedestal	•	•	•	•	•	•
Fast Charger Receptacle	•	•	•	•	•	•
LSV-100 Fast Charger	•	•	•	•	•	•
LSV-2472 Convenience Charger	•	•	•	•	•	•

WHEELS

12" Chrome (Turf or Street)	•	•		•	•	
12" Silver	•	•		•	•	
12" Turf Polished Aluminum 	•	•		•	•	
13" Chrome Covers			•			•
14" Polished Aluminum		•	•		•	•



Fast Charger Pedestal



LSV-100 Fast Charger



Fast Charger Receptacle



LSV-2472 Convenience Charger

The LSV-100 fast charger and LSV-2472 convenience charger are secondary options to the standard onboard charger and are perfect for fleet applications. The LSV-100 fast charger will typically charge GEM cars with six 12-volt batteries up to 80% of charge within 30 minutes and nine 8-volt batteries up to 80% of charge within 60 minutes. The LSV-2472 convenience charger will typically charge GEM cars with six 12-volt batteries up to 80% state of charge within 2-4 hours, nine 8-volt batteries up to 80% of charge within 4-5 hours, and a full charge within 4-8 hours depending on the size of the batteries used.

STANDARD WHEEL



Chrome



Silver



12" Turf



13" Chrome Covers



14" Aluminum

PREMIUM WHEELS

BASIC COLORS




Evergreen Metallic



Red Rock Pearl



Crystal White




Citrus Sunrise

PREMIUM COLORS



Midnight Metallic



Ocean Sapphire Metallic



Sterling Graphite Metallic



Electric is our
middle name - literally



Global Electric Motorcars

Global Electric Motorcars (GEM) line of battery electric vehicles have been designed and manufactured since 1998. Built in Fargo, North Dakota, USA, GEM is the market leader in the low-speed vehicle (LSV), Neighborhood Electric Vehicle (NEV) industry and has more than 45,000 vehicles on the road worldwide. These vehicles have been driven more than 450 million miles and as a result, have saved almost 20 million gallons of gasoline and have kept over 190 tons of pollutants from reaching the air.

Our passion lies in designing cutting-edge transportation products that are not only eco-friendly, but also fun to drive!

Learn more about us and our initiatives on our web site at gemcar.com.

awards

2007 Blue Sky Merit Award
by WestStart-CALSTART

2008 North Dakota Business Development Award
by North Dakota Chamber of Commerce

2008 North Dakota Exporter of the Year Award
by North Dakota Trade Office

2010 EV-Angelism Award
by Alternative Fuel Vehicle Institute (AFVi)



Warranty Service Plans

Your new GEM electric vehicle comes with a 12-month limited warranty, which includes protection against major mechanical breakdowns, 24-hour roadside assistance, and towing services. Extended service coverage for an additional 12- or 24-months may also be available for purchase. Ask your nearest authorized GEM dealership for details!

Accessible Dealer Network

There are more than 100 GEM dealerships across the country and around the world available to help you identify the best GEM vehicle to suit your needs. GEM vehicles can be custom ordered or purchased directly from GEM dealerships in your area. Take a test drive, get a quote, and learn more about the many benefits of driving a GEM electric vehicle. Visit our web site at gemcar.com to locate your nearest GEM dealership.

Visit www.gemcar.com

Learn more about each of the six GEM models including pricing, the many options and accessories available, and information on service programs. Use our cost calculator to estimate your cost savings for purchasing a battery-electric vehicle and find out how others are using GEM vehicles at their job sites and in their communities.

NEV[™] Service

Looking for new options and accessories to up fit your GEM vehicle? NEV Service offers a wide selection of GEM approved accessories, serviceable parts and upgrades to help add a personal touch to your GEM vehicle! Visit nevservice.biz to browse the on-line catalog



..... just turn the
key and *Drive*



Global Electric Motorcars® by **POLARIS**

www.gemcar.com
1.888.871.4367



10% Recycled Paper

All pricing, specifications, claims, and information contained in this brochure are based on information available at the time of publication. Polaris assumes no responsibility for any inaccuracies, opinions, or omissions in those publications. All pricing, specifications, and descriptions are subject to change without notice, and Polaris assumes no responsibility for changes in pricing or specifications. Unless otherwise noted, all trademarks are the property of Polaris Industries Inc. © 2011 Polaris Industries Inc.

For additional information, please contact your authorized GEM dealership, whose name and location are easily found at gemcar.com. Some vehicles are shown with optional equipment.

v12-10 Part # 1049-00412

